

**DLI  
9300**

# VEHICLE MOUNT COMPUTER

The DLI9300 vehicle mount computer was built purposely for the toughest warehousing, distribution center and manufacturing operations. Housed in an all metal enclosure and created for use in extreme temperatures, the DLI9300 sets the standard required for vehicle mount computing. Designed with forklift driver input, the integrated backlit ALPHA/ NUMERIC keyboard provides ease of use even with a work glove. Built around an industrial Intel® processor, the DLI9300 supports the latest Windows 10 or Android 6.0 Marshmallow operating systems. The DLI9300 is affordably priced so that your business can reduce operational costs.

## Key features of the DLI9300 vehicle mount computer include:

Choice of Operating Systems, including: Windows® 10 64bit, Windows® 8.1 32/64bit, Windows® 7 32/64bit, Embedded 7/8, IoT Enterprise, Android 6.0.1 Marshmallow, Linux Ubuntu 14.04

IP67 Locking Ports - Dual 2.0 USB ports, Dual RS232 ports, Ethernet 10/100/1000 LAN, VGA port

Integrated battery support

Integrated 10-60V DC Converter


Full Alpha/Numeric keyboard with user-programmable keys

Multiple radio communication; including an Intel a/b/g/n (ac) module, 3G cellular independence supporting Verizon®, AT&T®, and T-Mobile®, Bluetooth® 4.0 and Standalone GPS

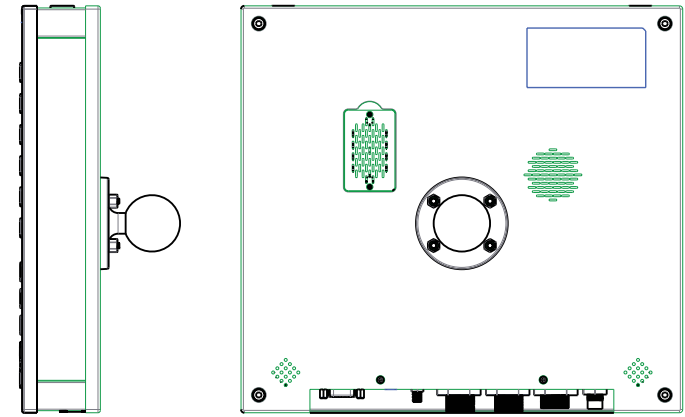
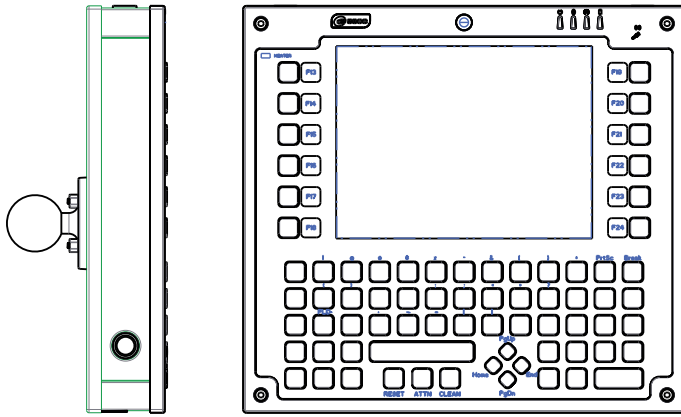
The DLI9300 internal modular design provides your business the flexibility to grow as applications require. As advancements in Wi-Fi, RAM, and solid state drives increase so can the DLI9300 providing your business the right product for the future.



Intel® 1.8GHz processor  
8.4" indoor/outdoor touchscreen  
alpha/numeric backlit keyboard  
integrated DC converter  
GPS • W-iFi • 3G • Bluetooth®

 **computing without boundaries**

# DLI 9300 VEHICLE MOUNT COMPUTER



## System

- **Case** - impact-resistant metal, IP54 rated
- **Processor** - Intel® D525 1.80GHz
- **Chipset** - Intel® ICH8, L2 cache: 1MB
- **Display** - 8.4" (1024x768) contrast ratio: 400:1  
- 400NIT LED backlit indoor/outdoor readable
- **Touchscreen** - resistive (indoor/outdoor)
- **Video** - Intel® GM3150 controller
- **Audio** - Intel® high definition audio with dual integrated speakers
- **Memory** - up to 4GB DDR2 SODIMM 667Mhz
- **Storage** - SATA SSD: 32GB, 64GB
- **Operating System** - Windows® 10 64bit, Windows® 8.1 32/64bit, Windows® 7 32/64bit, Embedded 7/8, IoT Enterprise, Android 6.0.1 Marshmallow, Linux Ubuntu 14.04
- **Ports** - (2) USB 2.0, (2) RS232, (1) Ethernet 10/100/1000, (1) VGA (optional)
- **Keyboard** - full 72-key backlit QWERTY keyboard with number pad and 12 function keys

## Environmental

- **Temperature** - standard operating: 32°F to +122°F (0°C to +50°C)  
- standard storage: -4°F to +149°F (-20°C to +65°C)  
- extreme cold (optional) operating: -22°F to +122°F (-30°C to +50°C)  
- extreme cold (optional) storage: -22°F to +149°F (-30°C to +65°C)
- **Cold Storage Heater** - auto enabled internal heater for use at -22°F to +122°F (-30°C to +50°C)
- **Vibration** - 5~500Hz 1G PTP, MIL STD. 810F 514.5C-3 highway truck vibration exposure
- **Shock** - operating: 30G (11ms), non-operating: 40G (11ms), crash: 50G (11ms)
- **EMI/EMC** - FCC class A, CE
- **Water/Dust** - IP54; dust: protected against dust, limited ingress; water: protected against sprays from all directions, limited ingress

## Physical

- **Dimensions** - H: 10.83" (275mm), W: 11.73" (298mm), D: 2.29" (52.8mm)
- **Weight** - 9 lbs
- **Warranty** - standard 1 year manufacturer's warranty  
- available 1, 3 or 5 year No-Fault Service Coverage (optional)
- **GPS** - SiRFstarIII chipset (optional, external antenna required)
- **Wi-Fi** - Intel 7260 a/b/g/n (a/c) module support for external antennas
- **WWAN** - 3G GPRS/CDMA Cellular Card (optional)  
- available cellular carriers include Verizon®, AT&T®, T-Mobile®  
- external antenna required
- **Bluetooth** - Intel 7260, BT4.0 LE – Smart Ready
- **Voice** - integrated 3.5mm mic/headset jack
- **Power** - power filtering DC converter: 10-60VDC input, Integrated bridge battery for hot swapping of main battery (1.5hrs)  
- AC adapter, 19V DC 100 watt 110/220V AC 50/60 Hz input, multi-country line cords available

## Accessories

- **Cigarette Lighter Power Adapter**
- **External Cellular, GPS, WiFi Antennas**
- **Multiple RAM Mount options**

